

# SELLE ROYAL PRODUCT CATALOGUE AM 2018

# **SELLE ROYAL**

## **PRODUCT CATALOGUE**

### **AM 2018**



To evolve you have  
to innovate. To move  
forward you have to  
look back.  
Technology powered.  
Design inspired.  
One thing has remained  
unchanged our  
Comfort experience.

This is the Selle Royal  
commitment to  
supporting cyclists the  
world over.

## **SELLE ROYAL SCIENTIA FOR CYCLISTS**

---

The scientific range of saddles, developed in collaboration with the University of Cologne.

Page 4

## **SELLE ROYAL COMFORT FOR CYCLISTS**

---

A range with lines developed for every type of Riding Position from Athletic to Relaxed.

Page 12

# SELLE ROYAL SCIENTIA FOR CYCLISTS



Scientifically developed in collaboration with



Deutsche  
Sporthochschule Köln  
German Sport University Cologne

# FEATURES



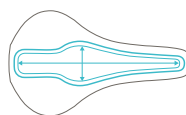
## BODY CONTOUR

A radius-specific design to provide optimum comfort for differing spine angles. The more inclined the Riding Position, the smaller the edge-radius.



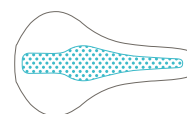
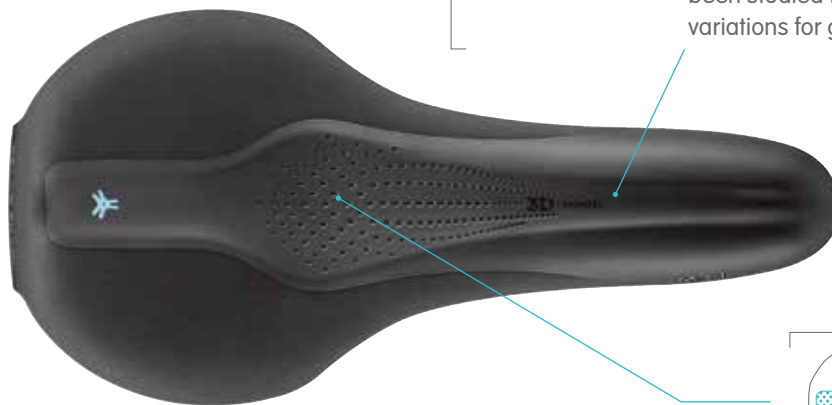
## REAR PLATEAU

An elevated rear section to prevent backward sliding and decrease pressure in the saddle middle which can cause discomfort.



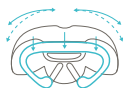
## CENTRAL RESERVOIR

Indentation in the saddle middle whose shape and dimensions have been studied to correspond to ischial variations for greater comfort.



## 3D SKIN GEL

Royalgel™ is placed intelligently at critical points of contact on the saddle surface for added shock absorption, while reducing overall saddle weight.




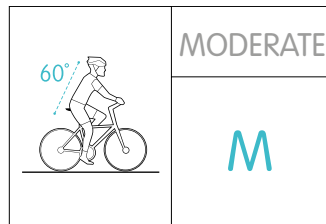

## CURVA SUSPENSION

The unique curved suspension design is attached at the rear of the base to offer exclusive comfort by avoiding pressure on the seat bone contact points and guaranteeing additional lateral flexibility.



# MEASUREMENT STEPS

## 1 FIND YOUR RIDING POSITION

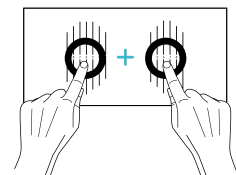
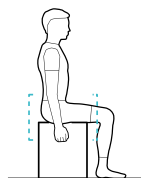
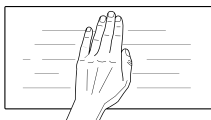


## 2 DETERMINE YOUR ISCHIAL VARIATION

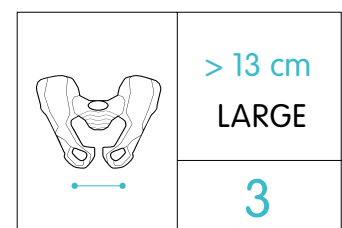
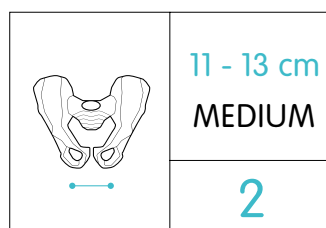
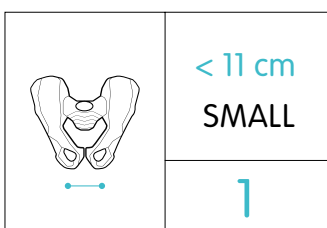
Reset the gel pad.

Sit at 90° and apply pressure.







Find the centres of the two ischial impressions and add together the two numbers. The result is your ischial distance.



example:  
5cm+7cm=12cm



# THE RANGE

	1   SMALL	2   MEDIUM	3   LARGE
A   ATHLETIC	  A>1	  A>2	  A>3
M   MODERATE	  M>1	  M>2	  M>3
R   RELAXED	  R>1	  R>2	  R>3





**SCIENTIA A1**



CODE 54A0SB0A09210

SIZES L 289 mm / W 127 mm / W 380 g

SRP € 79,90

A > 1



**SCIENTIA A2**



CODE 54A0MB0A09210

SIZES L 289 mm / W 144 mm / W 390 g

SRP € 79,90

A > 2



**SCIENTIA A3**



CODE 54A0LB0A09210

SIZES L 289 mm / W 159 mm / W 415 g

SRP € 79,90

A > 3





**SCIENTIA M1**

CODE 54MOSB0A09210

SIZES L 289 mm / W 141 mm / W 425 g

SRP € 79,90



M>1



**SCIENTIA M2**

CODE 54MOMB0A09210

SIZES L 289 mm / W 161 mm / W 455 g

SRP € 79,90



M>2



**SCIENTIA M3**

CODE 54MOLB0A09210

SIZES L 289 mm / W 178 mm / W 465 g

SRP € 79,90



M>3





# RELAXED

## SCIENTIA R1

CODE 54R0SB0A09210

SIZES L 289 mm / W 169 mm / W 479 g

SRP € 79,90



R>1



## SCIENTIA R2

CODE 54R0MB0A09210

SIZES L 289 mm / W 196 mm / W 485 g

SRP € 79,90



R>2



## SCIENTIA R3

CODE 54R0LB0A09210

SIZES L 289 mm / W 224 mm / W 520 g

SRP € 79,90



R>3



# POP MATERIALS

## ADVANCED KIT

**RETAIL STATION**  
Metal display pre-filled with 27 saddles, 3 for each model, ready for sale.

**MEASURING TOOL**  
Hi-quality metal stool with gel pad.

## FLEX KIT

(Selling unit is only 2 Modules)

**MODULE**  
Plastic frame with metal hooks slwatwall/tegometal compatible, pre-filled with 6 saddles, 2 for each model, ready for sale.

Order each module individually from among these codes:

- Athletic Module  
CODE SRSIATHA00000
- Moderate Module  
CODE SRSIMODA00000
- Relaxed Module  
CODE SRSIRELA00000

## MEASURING TOOL

(sold separately)

**MEASURING TOOL**  
Hi-quality metal stool with gel pad.

# SELLE ROYAL COMFORT FOR CYCLISTS

Selle Royal has categorized 3 riding positions to address some important contact areas: Athletic, Moderate and Relaxed.

Riding position has naturally the most influence on how the sit bones and other intimate parts of the body contact the saddle. It's these contact points that must be addressed with specific saddle designs.

## RIDING POSITIONS

---

### ATHLETIC 45°

The Athletic rider typically sits on the saddle with a 45-degree spine angle. This more upright position moves the weight distribution and sit bone area farther back on a saddle.



### MODERATE 60°

The Moderate rider typically sits on the saddle with a 60-degree spine angle. This position continues to move the rider's weight and sit bones farther back on a wider saddle.



### RELAXED 90°

The Relaxed rider typically sits upright with a 90-degree spine angle. This position places over 60% of the riders weight directly over the rear of the saddle.



## 5 DIFFERENT LINES FOR DIFFERENT CYCLISTS:

ezone

eZONE combines Acceleration Control, eFit Design, and special features to offer improved comfort, safety and control to eBike users.



respiro

The top of our line. A central ventilation channel keeps you cool twice as long as ordinary saddles, while the unique ergonomic shape increases comfort by minimizing pressure.



LOOKIN

Observe the Royalgel™ experience through windows on the saddle's cover. This line, due to its lighter weight, is dedicated to trekking use.



Premium

Superior comfort for every taste. Premium saddles are made using our innovative Royal Vacuum Light technology that enables these saddles to be 100% sealed against the elements and 20% lighter. Models available for every bike and riding position.



Classic

Affordable comfort manufactured to Selle Royal quality standards guarantees a first class saddle. Models available for every bike and riding position.



# COMFORT FEATURES

Selle Royal has over 50 years' experience researching and developing innovative materials, designs and advanced technology to produce the most comfortable high performance saddles on the market.

Check out on the technical table for each specific saddle to see if a particular feature is available.



3D SKINGEL

## 3D SKINGEL

3D Skingel is an advanced, flexible system where Royalgel™ is placed strategically according to the anatomical needs of the rider, resulting in a lighter weight saddle, while maintaining pressure reduction on the perineal and ischial areas up to 40%.



## ROYALGEL™

Royalgel™ guarantees the highest level of comfort, reducing pressure peaks by up to 40% thanks to its unique tridimensional gel structure.



## SLOW FIT FOAM

With its unique slow recovery property, this memory foam provides superior comfort by molding itself to fit the shape of the body's contact points, creating more uniform pressure distribution while maintaining effective support.



## FOAM MATRIX

The foam matrix open cell structure confers increased elasticity and breathability to guarantee a durable and comfortable saddle.



SuperFabric®

## SUPERFABRIC®

SuperFabric® is the ultimate cover material. It's made with two layers of fabric and one layer of micro-guard plates – there to protect the fabric beneath from damage. This precision-engineered combination creates a grippy external surface with guaranteed resistance to cuts, abrasions and punctures – without compromising on flexibility.



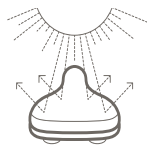
## FLEXITE SYSTEM

The FLEXITE shell system was created to balance flexibility with strength – maximising performance through a unique, indented 'channel' structure on the bottom of the saddle body. This innovative construction guarantees extraordinary flexibility and shock absorption during riding.



### WATER RESISTANT

Royal Vacuum Light is a Selle Royal Technology that allows the saddle to be 100% sealed and 20% lighter than ordinary saddles of the same category.



### COOL COVER

Our extraordinary cover is up to 25°C cooler than normal black saddles due to our special material which reflects sunlight.



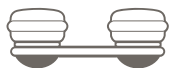
### STRENGTEX COVER

The cover is made from a unique layer of elastic material to guarantee a saddle of great durability.



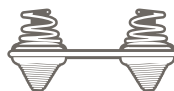
### VENTILATION CHANNEL

Relieves pressure on the perineal area, while reducing uncomfortable perspiration.



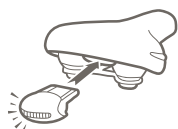
### ELASTOMERS

Safe, silent and permanently non-deformable, an elastomer can absorb even the severest and most unexpected shocks, because it works vertically and horizontally.



### DOUBLE SPRINGS

Some Premium and Classic saddles are equipped with double springs to guarantee a great suspension with their two complementary movements.



### INTEGRATED CLIP SYSTEM

A patented clip system positioned at the rear of the saddle for easy attachment of a light or saddle bag.



### EVERYDAY COMFORT

Owing to its utilitarian design, this saddle is suitable for most any kind of daily activity.





ezone

Together with Designworks, a BMW Group subsidiary, Selle Royal undertook the first-ever, comprehensive study of eBike users to determine performance characteristics that could benefit from an eBike-specific saddle design. The result is eZONE: the first saddle specifically developed to improve eBike safety, comfort and riding performance.

3D | SKINGEL

Designed by


**Designworks**  
A BMW Group Company

SELLE ROYAL



# FEATURES

---



## 3D SkinGel

A tridimensional gel structure that reduces pressure peaks by up to 40%, placed intelligently to reduce overall saddle weight.



## eFit Design

An elevated rear section to prevent backward sliding and shorter nose to aid in mounting.



## Acceleration Control

Three zones with specific shapes and dimensions, featuring flexible wings for enhanced control and balance, for added safety during acceleration.



## eGrip

A fibreglass handle integrated into the saddle rail, for easy manoeuvring while maintaining increased battery and accessories access.





# MODERATE

## eZONE

CODE 54B3UB0A091N5

SIZES L 270 mm / W 170 mm / W 470 g

SRP € 89,90




## RETAIL STATION

CODE SREZONEA00000

Studied, minimal design and colours to complement any eBike retail sales environment.

- Pre-filled with 9 products, ready to sell.
- Free consumer test saddle displayed overhead in dedicated glorifier.
- Brochure holder with 10 detailed product brochures.





respiro

Leaving a bike in the sun or riding in hot weather can raise your saddle temperature to an uncomfortable level. To avoid unpleasant perspiration and discomfort, the Respiro line is designed with a ventilation channel and special materials to minimize saddle heat.

RYALGEL

SR  
SELLE ROYAL



## ATHLETIC

### RESPIRO SOFT

UNISEX

CODE 5130HRTB391L4

SIZES L 277 mm / W 163 mm / W 429 g

SRP € 69,90



## MODERATE

### RESPIRO SOFT

MEN

CODE 5131HETB091L4

SIZES L 277 mm / W 182 mm / W 535 g

SRP € 69,90



### RESPIRO SOFT

WOMEN

CODE 5131DETB091L4

SIZES L 263 mm / W 199 mm / W 565 g

SRP € 69,90



## RELAXED

### RESPIRO SOFT

UNISEX

CODE 5132DETB091L4

SIZES L 256 mm / W 227 mm / W 825 g

SRP € 69,90





Lookin combines a refreshed design in addition to the visible Royalgel™.

These saddles are sealed with Royal Vacuum Light (RVL) technology that makes them water resistant.





## ATHLETIC

### LOOKIN 3D

UNISEX

CODE 52A5UR0A091N2

SIZES L 267 mm / W 150 mm / W 353 g

SRP € 64,90



## MODERATE

### LOOKIN 3D

MEN

CODE 52A6HR0A091N2

SIZES L 280 mm / W 180 mm / W 440 g

SRP € 64,90



### LOOKIN 3D

WOMEN

CODE 52A6DR0A091N2

SIZES L 269 mm / W 198 mm / W 427 g

SRP € 64,90



## RELAXED

### LOOKIN 3D

UNISEX

CODE 52A7UE0A091N2

SIZES L 260 mm / W 228 mm / W 634 g

SRP € 64,90







# ATHLETIC

## LOOKIN VIPER

UNISEX

CODE 5246HRCA491L5

SIZES L 266 mm / W 144 mm / W 320 g

SRP € 59,90



Mn<sup>25</sup>



## LOOKIN

UNISEX

CODE 5234HR3A09188

SIZES L 279 mm / W 160 mm / W 475 g

SRP € 59,90





# MODERATE

## LOOKIN

● MEN

CODE 5235HE3A09188

SIZES L 282 mm / W 185 mm / W 555 g

SRP € 59,90



## LOOKIN

● WOMEN

CODE 5235DE3A09188

SIZES L 269 mm / W 198 mm / W 620 g

SRP € 59,90



# RELAXED

## LOOKIN

● ● UNISEX

CODE 5236DE3A09188

SIZES L 260 mm / W 228 mm / W 830 g

SRP € 59,90





# *Premium*

Superior comfort for every taste. Premium saddles are made using our innovative Royal Vacuum Light (RVL) to be 100% sealed and 20% lighter. Models are available for every bike and riding position.

3D | SKINGEL

  
SELLE ROYAL



## ATHLETIC

### ELLIPSE

UNISEX

CODE 5138HR3A29171

SIZES L 268 mm / W 160 mm / W 445 g

SRP € 49,90



## MODERATE

### ELLIPSE

MEN

CODE 5139HE3A29171

SIZES L 280 mm / W 181 mm / W 510 g

SRP € 49,90



### ELLIPSE

WOMEN

CODE 5139DE3A29171

SIZES L 266 mm / W 200 mm / W 565 g

SRP € 49,90



## RELAXED

### ELLIPSE

UNISEX

CODE 5140DE3A29171

SIZES L 255 mm / W 226 mm / W 710 g

SRP € 49,90





# ATHLETIC

## OPTICA

UNISEX

CODE 54B0UR3A091N1

SIZES L 280 mm / W 157 mm / W 370 g

SRP € 49,90



# MODERATE

## OPTICA

MEN

CODE 54B1HE3A091N1

SIZES L 271 mm / W 169 mm / W 540 g

SRP € 49,90



## OPTICA

WOMEN

CODE 54B1DE3A091N1

SIZES L 248 mm / W 184 mm / W 530 g

SRP € 49,90



# RELAXED

## OPTICA

UNISEX

CODE 54B2UE3A091N1

SIZES L 253 mm / W 217 mm / W 581 g

SRP € 49,90





*Optica*



# ATHLETIC

## DARDO

UNISEX

CODE 5155URIA08096

SIZES L 297 mm / W 138 mm / W 395 g

SRP € 39,90



# MODERATE

## FREEDOM STRENGTEX

MEN

CODE 5119HECA35301

SIZES L 283 mm / W 184 mm / W 700 g

SRP € 39,90



## FREEDOM STRENGTEX

WOMEN

CODE 5119DECA35301

SIZES L 264 mm / W 201 mm / W 670 g

SRP € 39,90





# RELAXED

## TORX

UNISEX

CODE 5199UECA55301

SIZES L 275,5 mm / W 250 mm / W 1070 g

SRP € 49,90



## MANHATTAN

UNISEX

CODE 5112UDTA68698

SIZES L 270 mm / W 245 mm / W 1080 g

SRP € 39,90



## JOURNEY

UNISEX

CODE 5169UECA58698

SIZES L 275 mm / W 251 mm / W 835 g

SRP € 39,90







# RELAXED

## DRIFTER MEDIUM STRENGTEX



CODE 5167UD0A15301

SIZES L 251 mm / W 221 mm / W 995 g

SRP € 44,90



## DRIFTER STRENGTEX



CODE 5111UDTC25301

SIZES L 270 mm / W 245 mm / W 1160 g

SRP € 49,90



## DRIFTER MEDIUM BROWN



CODE 5167UD0A08129

SIZES L 251 mm / W 221 mm / W 995 g

SRP € 44,90



## DRIFTER PLUS BROWN



CODE 5111UDTC38129

SIZES L 270 mm / W 245 mm / W 1260 g

SRP € 49,90





*Drifter*



# Classic

Affordable comfort is found in our Classic line, manufactured to Selle Royal standards to guarantee a first-class saddle. This line utilizes Royalgel™ in most models, an exclusive polyurethane gel that delivers superior comfort by reducing peak pressures in the sensitive areas by up to 40%, some models are padded with Slow Fit Foam, a memory foam that molds to rider's body.



## ATHLETIC

### FORUM

UNISEX

CODE A132UR0A08069

SIZES L 276 mm / W 156 mm / W 453 g

SRP € 39,90



## MODERATE

### FORUM

MEN

CODE A133HR0A08069

SIZES L 271 mm / W 180 mm / W 521 g

SRP € 39,90



### FORUM

WOMEN

CODE A133DR0A08069

SIZES L 261 mm / W 189 mm / W 541 g

SRP € 39,90



## RELAXED

### FORUM

UNISEX

CODE A134UR0A08069

SIZES L 247 mm / W 214 mm / W 561 g

SRP € 39,90





# MODERATE

## ROOMY

MEN

CODE 8VA8HS0A08069

SIZES L 265 mm / W 165 mm / W 605 g

SRP € 24,90



## ROOMY

WOMEN

CODE 8VA8DS0A08069

SIZES L 246 mm / W 181 mm / W 580 g

SRP € 24,90



# RELAXED

## ROOMY

UNISEX

CODE 8VA9US0A08069

SIZES L 277 mm / W 215 mm / W 715 g

SRP € 24,90



## AURORAE

UNISEX

CODE 8VB4UE0A08069

SIZES L 254 mm / W 231 mm / W 673 g

SRP € 24,90





## ATHLETIC

### FREEWAY FIT

UNISEX

CODE 8V99UR0A08069

SIZES L 280 mm / W 158 mm / W 435 g

SRP € 34,90



## MODERATE

### FREEWAY FIT

MEN

CODE 8V97HR0A08069

SIZES L 273 mm / W 160 mm / W 490 g

SRP € 34,90



### FREEWAY FIT

WOMEN

CODE 8V97DR0A08069

SIZES L 260 mm / W 188 mm / W 520 g

SRP € 34,90



## RELAXED

### FREEWAY FIT

UNISEX

CODE 8V98UR0A08069

SIZES L 257 mm / W 210 mm / W 550 g

SRP € 34,90





## ATHLETIC

### ALPINE

UNISEX

CODE 8468HGCA48096

SIZES L 256 mm / W 158 mm / W 450 g

SRP € 29,90



## MODERATE

### AVENUE

MEN

CODE 8466HGCA38096

SIZES L 273 mm / W 171 mm / W 635 g

SRP € 29,90



### AVENUE

WOMEN

CODE 8466DGCA38096

SIZES L 258 mm / W 183 mm / W 664 g

SRP € 29,90



## RELAXED

### FREETIME

UNISEX

CODE 8493DGEA88096

SIZES L 218 mm / W 267mm / W 730 g

SRP € 29,90





## ATHLETIC

### MACH

UNISEX

CODE 8549 F28096

SIZES L 268 mm / W 140 mm / W 335 g

SRP € 19,90



### MACH 2

UNISEX

CODE A008UR0A05515

SIZES L 268 mm / W 142 mm / 369 g

SRP € 29,90



## RELAXED

### ROK

WOMEN

CODE 8244G A78132

SIZES L 134 mm / W 220 mm / W 905 g

SRP € 44,90







# RELAXED

## ONDINA BROWN



CODE 8171US A3 8129

SIZES L 253 mm / W 214 mm / W 690 g

SRP € 29,90



## HOLLAND GEL



CODE 82615G2A08132

SIZES L 247 mm / W 219 mm / W 690 g

SRP € 22,90



## HOLLAND NO GEL



CODE 8261A58067

SIZES L 247 mm / W 219 mm / W 635 g

SRP € 14,90







**ENJOY YOUR  
BIKE IN SAFETY  
WITH MR. ROY**

A project in collaboration with:



### FROGGY

CODE 1702JCNA03807

SIZES L 202 mm / W 150 mm / W 216 g

SRP € 9,90



Suggested for 12"-14"-16" kids bike



### CANDY

CODE 1703DRNA03807

SIZES L 230 mm / W 172 mm / W 200 g

SRP € 9,90



Suggested for 16"-20"-24" girl's bike



### BEN


CODE 1703HRNA03807

SIZES L 230 mm / W 151 mm / W 200 g

SRP € 9,90



Suggested for 16"-20"-24" boy's bike



### HELLO

CODE 1704JRNA03807

SIZES L 250 mm / W 151 mm / W 216 g

SRP € 9,90



Suggested for 24" junior bike



# ACCESSORIES

Selle Royal bicycle lights and bags are compatible with the INTEGRATED CLIP SYSTEM, a patented technology on the rear of most of Selle Royal saddles.

## BAG

---

### **SELLE ROYAL BAG**

CODE BAGS100A00000

SIZES L 131 mm / W 106 mm / W 102 g

SRP € 16,90

---



## LIGHTS

---

### **SR BLINKING LIGHT**

CODE BLS1A01253

SRP € 9,90

---



# SEAT COVERS

---

## GEL SEAT COVER MEDIUM INDENT

 UNISEX

CODE SCGM100A25800

SIZES L 285 mm / W 195 mm / W 363 g

SRP € 16,90



## GEL SEAT COVER LARGE INDENT

 UNISEX

CODE SCGL100A15800

SIZES L 258 mm / W 226 mm / W 264 g

SRP € 16,90



## MEMORY FOAM SEAT COVER MEDIUM INDENT

 UNISEX

CODE SCMM003A05800

SIZES L 277 mm / W 192 mm / W 242 g

SRP € 14,90



## MEMORY FOAM SEAT COVER LARGE INDENT

 UNISEX

CODE SCML004A05800

SIZES L 248 mm / W 220 mm / W 289 g

SRP € 14,90



# RAIN COVER

---

## SECOND SKIN RAIN COVER

CODE SRSC A50000

QUANTITY box kit 21 pcs

SRP € 9,90/pcs

---



# CLAMP

---

## BLACK CLAMP

CODE V06B20000

SRP € 2,95

---

## SILVER CLAMP

CODE V06B00000

SRP € 2,45

---

## SILVER CLAMP 5 COMPONENTS

CODE V06B40000

SRP € 2,45

---

## BLACK CALMP 5 COMPONENTS

CODE V06B70000

SRP € 1,99

---

## SILVER CLAMP 5 COMPONENTS

CODE V06B80000

SRP € 1,99

---

## SILVER CLAMP

CODE V06B60000

SRP € 1,75

---









## Selle Royal SpA

Via Vittorio Emanuele 119 · 36050 Pozzoleone (VI) Italy  
T +39 0444 461100 · F +39 0444 462025 · mail@selleroyal.com  
www.selleroyal.com

